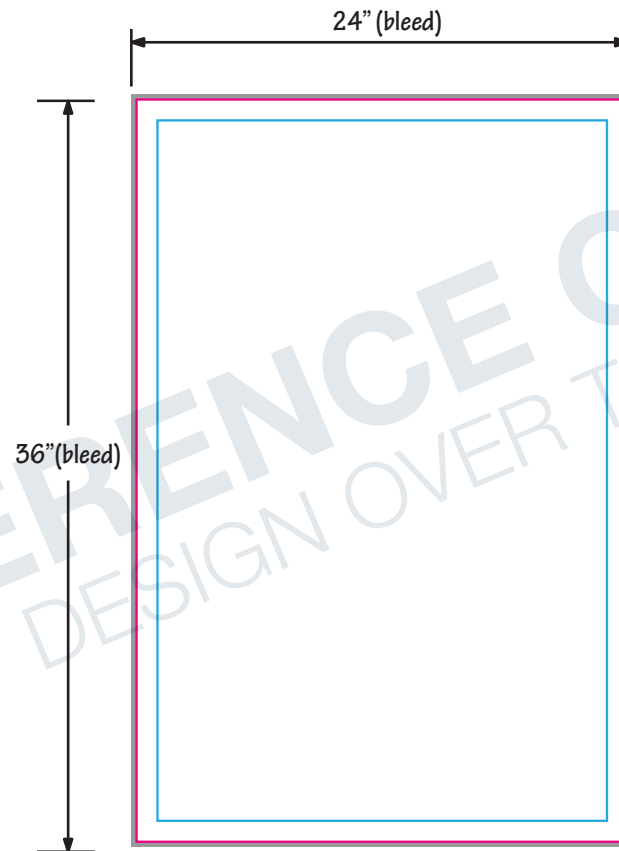





Large Superstrong A-Frame

Kit Item# 381012
Graphic Only Item# 271079



TEMPLATE KEY

	=	BLEED AREA
	=	FINISHED SIZE
	=	SAFE AREA

BLEED AREA

24"W x 36"H
.25" ON ALL SIDES

Area of art that is used for finishing product. Background color/image should extend into this area.

FINISHED SIZE

22.75"W x 34.875"H

Area of art that is visible after finishing product. Background color/image should extend into the bleed area.

SAFE AREA

21.5"W x 33.5"H

Recommended area to place artwork. Artwork within this area will be safe from variance in cut of finished edge /stitch line.

Using PMS colors in your art is recommended but an exact match cannot be guaranteed.

Digital products are printed CMYK (4 color) process from your file.

**FOR REFERENCE ONLY
PLEASE USE FULL SIZE
TEMPLATES ON PAGE 2
TO SET UP ARTWORK**

- All images must be embedded
- All fonts must be outlined.

ACCEPTABLE FILE FORMATS:



Vector lines



Vector image

- Adobe Illustrator (.ai, .pdf, .eps)
- All Fonts Outlined
- Images Embedded



Raster image

- Adobe Photoshop (.psd, .tif, .jpg)
- 200 DPI at 100% Scale

Updated: 4.16.14

TEMPLATE KEY

 = BLEED AREA

 = FINISHED SIZE

 = SAFE AREA

 = STITCH LINE

CUSTOMER NOTE:

- Design each print file on its own artboard to the bleed area size. 1 print file(s) total

1-Front:  24" W x 36" H

- All images must be embedded.
- All fonts must be in outline format.

